

Dry Cleaner Compliance Calendar

2011



pennsylvania
DEPARTMENT OF ENVIRONMENTAL PROTECTION



DEP Air Quality Regional Contacts

Southeast Region Office	(484) 250-5920	Bucks, Chester, Delaware, Montgomery
Northeast Region Office	(570) 826-2435	Carbon, Lackawanna, Lehigh, Luzerne, Monroe, Northampton, Pike, Schuylkill, Susquehanna, Wayne, Wyoming
Southcentral Region Office	(717) 705-4702	Adams, Bedford, Berks, Blair, Cumberland, Dauphin, Franklin, Fulton, Huntingdon, Juniata, Lancaster, Lebanon, Mifflin, Perry, York
Northcentral Region Office	(570) 327-3648	Bradford, Cameron, Centre, Clearfield, Clinton, Columbia, Lycoming, Montour, Northumberland, Potter, Snyder, Sullivan, Tioga, Union
Southwest Region Office	(412) 442-4161	Armstrong, Beaver, Cambria, Fayette, Greene, Indiana, Somerset, Washington, Westmoreland
Northwest Region Office	(814) 332-6940	Butler, Clarion, Crawford, Elk, Erie, Forest, Jefferson, Lawrence, McKean, Mercer, Venango, Warren

Additional Numbers

Allegheny County Health Department Bureau of Environmental Quality	(412) 687-2243
City of Philadelphia - Air Management Services Department of Public Health	(215) 685-7585
Pennsylvania and Delaware Cleaners Association	(215) 830-8495
Korean Drycleaners Association	(215) 827-2140

**For more information, visit
www.depweb.state.pa.us,
keyword: **Small Business.****

Special Thanks

The Department of Environmental Protection extends a special thanks to the Virginia DEQ Small Business Assistance Program, the Pennsylvania and Delaware Cleaners Association, the Philadelphia Korean Drycleaners Association and Mr. Jin S. Hong for their assistance in producing the dry cleaner compliance calendar.

Calendar Instructions

- This calendar contains all the record-keeping elements that you need to comply with the state and federal rules. Please fasten the calendar directly to your perc dry cleaning machine.
- Complete the logs and charts each month to fulfill your recordkeeping requirements. **Remember the calendar is your annual record of compliance. You must keep the calendar for a period of five years.**
- Read the definitions and regulatory requirements found at the end of this calendar.

Weekly Equipment Inspections

- If you have an existing machine and you buy fewer than 140 gallons of perc per year, you must conduct and record leak inspections at least every other week.
- If your machine is existing and you buy 140 gallons or more of perc per year, you must conduct and record leak inspections weekly.
- If your machine is new, you must conduct and record leak inspections weekly.
- Record the results of the inspections on the calendar. If leaks are found, or pressures or temperatures are not correct, your machine must be repaired within 24 hours if replacement parts are on-site. See below instructions for Repair Log.
- Beginning on July 28, 2008, you must inspect your machine and its components on a monthly basis using a “Halogenated Hydrocarbon Detector” if your machine was installed prior to July 27, 2006. If your machine was installed on or after July 27, 2006, you must begin using the Halogenated Hydrocarbon from the date of installation of your machine.
- Circle the method of inspection “P” for perceptible (feel, see or smell), or “D” for using the detector. When you use the Hydrocarbon Detector for your monthly leak check you do not have to do the perceptible leak check for that week. You may use the Hydrocarbon Detector for each of your weekly checks if you prefer this method.
- **How to Use the Detector:** Make sure the batteries are good and that the tip of the wand is clean and not contaminated with perc. Keep the tip one inch from the surface of the gaskets, connections, seals, etc. that you are inspecting and move it very slowly approximately one inch per second. Remember that you will have to do the testing during each of the cycles of the machine while components of the machine are being used: the wash cycle, the dry cycle and the distillation cycle. Read the directions for your detector to understand the identification of a leak (e.g. a rapid sound or rapid light pulse). A quantity of 25 parts per million (ppm) is now the definition of a “perc leak.” If the detector registers a leak, the leak must be repaired according to the repair schedules.

Repair Log

If leaks are found, or pressures or temperatures are not correct, your machine must be repaired within 24 hours if replacement parts are on-site. In the Repair Log, please provide the inspection date and a description of the required repair, as well as the dates that the necessary part or parts were ordered, received and installed, and the date that the repair was completed. Parts must be ordered within two working days of leak detection and installed within five working days of receipt.

Repair Log - EXAMPLE 1

Inspection Date and Description of Repair	Date Part Ordered	Date Part Received	Date Part Installed	Date Repaired
1/4/09 door gasket leaking (no replacement parts onsite)	1/6/09	1/15/09	1/21/09	1/22/09

Repair Log - EXAMPLE 2

Inspection Date and Description of Repair	Date Part Ordered	Date Part Received	Date Part Installed	Date Repaired
1/4/08 door gasket leaking (have replacement parts onsite)			1/4/09	1/5/09

Calendar Instructions (continued)

Refrigerated Condenser Monitoring Log

A. If your machine has pressure gauges:

- Record the pressures of the high and low pressure gauges.
- Indicate if the pressures are within the machine specifications by marking Y for yes, or N for no. If you circle N, your machine must be repaired.

B. If your machine does not have pressure gauges:

- Record the outlet temperature of the refrigerated condenser prior to the end of the cool down cycle while the gas-vapor stream is still flowing through the condenser.
- Indicate if the temperature is less than or equal to 45°F (7.2°C). Circle Y for yes, or N for no. If you circle N, the machine must be repaired.

Example: Refrigerated Condenser Monitoring Log							
		Week	1	2	3	4	5
If your machine has pressure gauges: Record pressures of high and low pressure gauges	Hi	/	/	/	/	/	/
	Lo	/	/	/	/	/	/
Are pressure gauges within the ranges specified in the manual?			Y N	Y N	Y N	Y N	Y N
If your machine does NOT have pressure gauges: Record refrigerated condenser outlet temperature.							
Is the temperature gauge <45°F?			Y N	Y N	Y N	Y N	Y N
If you are operating a transfer machine: Record inlet and outlet temperatures weekly.	Inlet	/	/	/	/	/	/
	Outlet	/	/	/	/	/	/
Calculate the difference (inlet minus outlet)							
Is the difference >20°F?			Y N	Y N	Y N	Y N	Y N

Secondary Carbon Adsorber Monitoring

A. When a carbon adsorber is vented and is used on a machine installed before September 22, 1993:

- Measure the perc concentration at the outlet vent of the carbon adsorber on the last machine cycle prior to the desorption of the carbon adsorber or the replacement of the charcoal. You must use a colorimetric tube and the perc concentration must be less than or equal to 100 ppm with an accuracy of ±25 ppm by volume.
- Indicate whether the perc concentration is less than 100 ppm, by circling Y for yes, or N for no.
- If the readings do not meet the required limits, desorb the carbon adsorber according to the machine manufacturers instructions and take the readings again during another cycle. If they still do not meet the required specification, the machine needs to be repaired.

B. When a non-vented carbon adsorber is used to pass the gas vapor stream through the adsorber prior to the door being opened on a machine installed after Dec. 21, 2005:

- Measure final perc concentration, by placing a colorimetric detector tube or a PCE gas analyzer into the open space above the articles of clothing at the rear of the dry cleaning machine drum immediately upon opening the door. The reading should be less than or equal to 300 ppm with an accuracy of ±75 ppm by volume.
- Indicate whether the perc concentration is less than 300 ppm, by circling Y for yes, or N for no.
- If the readings do not meet the required limits, desorb the carbon adsorber according to the machine manufacturers instructions and take the readings again during another cycle. If they still do not meet the required specification, the machine needs to be repaired.

Calendar Instructions (continued)

Perc Purchases Running Total

This chart must be completed on the first day of each month. Below is an example of how to complete the Perc Purchases Running Total chart.

Perc Purchases Running Total		
(12 Month Running) Total from Last Month	55	←
Subtract Perc Purchased JANUARY 2009	- 10	←
Subtotal	45	←
Purchase Date	Purchase Amount	12 Month Running Total For 1/09
7/12	+ 15	60 ←
	+	

Enter running total from previous month.

Enter the amount of perc you purchased during this same month last year, using last year's records or calendar. Subtract that amount.

This is your 12-month running total if you did not purchase Perc this month.

This is your 12-month running total if you purchased perc this month. Record the bottom number in this column on next month's form in line "Total from Last Month."

Record date perc was purchased.

If you purchased perc this month, record the amount and add it to the subtotal. This amount will also go on next year's calendar for this same month under Subtract perc Purchased.

Who Can You Call for More Information?

Through the Environmental Management Assistance Program (EMAP) of the Pennsylvania Small Business Development Centers, small businesses can receive free and confidential technical assistance from an outside team of experienced environmental professionals not affiliated with any regulatory agency. EMAP is Headquartered at the Wharton School of the University of Pennsylvania, and provides one-on-one confidential regulatory compliance assistance and environmental management advice through a statewide network of 16 university-based centers. For more information, contact EMAP at:

Telephone: 1-877-ask-emap (1-877-275-3627)
 Web site: www.askemap.org
 Email: questions@askemap.org

세탁 달력 사용법

-이 세탁 달력에는 연방 정부와 주정부 규정을 준수하기 위해 필요한 모든 기록 유지 내용이 담겨 있습니다. 이 세탁 달력을 퍼크 드라이크리닝 기계 옆에 매달아 관리해 주십시오.

-법이 정하는 기록 유지 의무 사항을 이행하기 위하여 매달 세탁 장비 사용 항목(Logs)과 도표(Charts)를 작성해 주십시오. 이 세탁 달력은 규정 준수 내용을 1년 동안 기록하는 것입니다. 기록을 끝낸 달력은 5년 동안 보관해야 합니다.

-이 달력 맨 뒤에 나와있는 용어 정의와 규정 준수 사항을 필독해 주십시오.

주간 세탁장비 점검

-현재 여러분이 퍼크 드라이크리닝 기계를 사용하면서 연간 140갤런 미만의 퍼크를 구입한다면, 적어도 2주에 한 번 씩 퍼크 누출 검사를 실시하고 결과를 기록해야 합니다.

-현재 여러분이 퍼크 드라이크리닝 기계를 사용하면서 연간 140갤런 이상의 퍼크를 구입한다면, 1주에 한 번 씩 퍼크 누출 검사를 실시하고 결과를 기록해야 합니다.

-현재 기계가 새 것이라면, 1주에 한번씩 퍼크 누출 검사를 실시하고 결과를 기록해야 합니다.

-달력에 점검 결과를 기록하세요. 누출이 발견됐거나, 압력 혹은 온도가 기준치와 다르다면, 24시간 이내에 수리해야 합니다. 교체 부품이 공장에 있다면 아래에 나와있는 수리 항목(Repair Log)을 참고하십시오.

-2008년 7월 28일부터 다음과 같은 규정이 실시되었습니다. 세탁 기계가 2006년 7월 27일 이전에 설치됐다면, 세탁 기계와 기계 부품을 한 달에 한 번씩 할로겐과 화합된 탄화수소 탐지기(halogenated Hydrocarbon Detector)를 사용해 점검해야 합니다. 세탁 기계가 2006년 7월 27일 이후에 설치됐다면, 기계가 설치된 날부터 할로겐과 화합된 탄화수소(halogenated Hydrocarbon)를 사용해야 합니다.

-탐지기를 사용하는 방법 배터리 상태가 좋은 지와 점검막대기 끝이 깨끗하고 오염되지 않았는지 확인하세요. 점검막대기 끝을 틸막이(gasket)나 연결 부분, 봉인된 부분부터 1인치 떨어진 상태에서 1초 당 1인치를 움직이는 속도로 천천히 움직이며 점검하세요. 한 번 빨래하거나, 드라이 하거나, 증류하는 등 세탁 기계를 한 번 돌렸으면 테스트할 필요가 있습니다. 누출의 징후(급작스럽게 소리가 나거나 불빛이 번쩍거림 등)를 이해할 수 있도록 탐지기의 사용 방법을 잘 읽으세요. 25PPM(parts per million)의 양이 흘렀다면 퍼크 누출에 해당됩니다. 탐지기가 누출을 가르친다면, 누출은 수리 스케줄에 따라 고쳐져야 합니다.

수리 항목(Repair Log)

-퍼크 누출이 발견됐거나, 압력이나 온도가 적절하지 않을 경우, 교체 부품이 공장에 있다면, 세탁 기계는 24시간 이내에 고쳐져야 합니다.

수리 항목에 점검날짜와 수리가 필요한 내용, 필요한 부품을 주문하고, 배달되고, 설치하고, 수리가 끝난 날짜를 기록해야 합니다. 부품은 누출이 발견된 날로부터 이틀 이내에 주문하고, 영수증을 받은 5일 이내에 설치되어야 합니다.

수리항목-사례 1

점검날짜와 수리 내용 /부품 주문 날짜/ 부품배달날짜/부품 설치날짜/수리날짜

1/4/09 문 틸막이 누출(부품 공장에 없음) 1/16/09 1/15/09 1/21/09 1/22/09

수리항목-사례2

점검날짜와 수리 내용 /부품 주문 날짜/ 부품배달날짜/부품 설치날짜/수리날짜

1/4/09 문 틸막이 누출(부품 공장에 있음) 1/4/09 1/5/09

세탁 달력 사용법 (계속)

-냉동 냉각기(콘덴서) 점검 항목

1.최고 압력과 최저 압력을 기록하세요.

2.압력이 기계 사용 기준치 이내에 있는 지를 예스의 경우Y, 노의 경우 N으로 표시하세요. N에 표시했을 경우 콘덴서는 수리되어야 합니다 .

B. 압력 계량기가 설치되지 않은 기계 :

1.차가워 지는 사이클이 끝나기 전에, 가스 수증기가 냉각기를 통해서 흐르고 있는 상태에서 콘덴서의 배출 온도를 기록하세요.

2.온도가 화씨 45도(섭씨 7.2도) 이하일 경우에는 Y, 아니면 N으로 표시하세요. N에 표시했을 경우 콘덴서는 수리되어야 합니다 .

C. 이동 시스템(트랜스퍼 시스템)을 계속 사용중인 경우:

1.물 빨래만 할 경우에는 들어 갈 때 온도와 나올 때 온도를 측정하세요.

2.온도 차이를 계산하세요.(들어갈 때 온도에서 나올 때 온도를 빼세요)

흐르고 있는 상태에서 콘덴서의 배출 온도를 기록하세요.

3.온도 차이가 화씨 20도와 같거나 초과하면 Y , 아니면 N으로 표시하세요. N에 표시했을 경우 콘덴서는 수리 되어야 합니다 .

-2차적인 탄소 흡착제의 점검

A.탄소 흡착제에 구멍이 있고1993년 9월 22일 이전에 설치된 기계를 사용 중일 경우:

1.탄소 흡착제를 제거하거나 목탄을 교체하지 말고, 기계의 마지막 사이클 때 탄소 흡착제의 배출 구멍에서 퍼크 농도를 측정하세요. 이때 색을 비교해 측정하는 색도계 관(colorimetric tube)을 사용해야 합니다. 퍼크 농도는 무게로 달아 +- 25ppm 허용치 안에서 100ppm과 같거나 적어야 합니다.

2.퍼크 농도가 100ppm보다 적으면 Y, 아니면 N을 표시하세요.

3.측량 치가 정해진 한계를 충족시키지 않으면 기계 제조 업체의 지시에 따라 탄소 흡착제를 제거하고 다음 사이클 때 다시 측정하세요. 아직도 정해진 규정에 맞지 않으면 기계는 수리되어야 합니다.

B. 2005년 12월 21일 이후 설치된 기계에서 문을 열기 전에 구멍이 없는 탄소 흡착제를 통해서 가스 증기가 흘러 지나가는 방법으로 사용될 때:

1. 드라이클린 머신 문을 연 즉시 통 안의 끝 부분에 있는 옷에 색도계 관 혹은 PCE 가스 분석기를 놓아 퍼크 농도를 측정하세요. 퍼크 농도는 무게로 달아 +- 75ppm 허용치 안에서 300ppm과 같거나 적어야 합니다.

2. 퍼크 농도가 300ppm보다 적으면 Y, 아니면 N을 표시하세요.

3. 측량 치가 정해진 한계를 충족시키지 않으면 기계 제조 업체의 지시에 따라 탄소 흡착제를 제거하고 다음 사이클 때 다시 측정하세요. 아직도 정해진 규정에 맞지 않으면 기계는 수리되어야 합니다.

사례 : 냉동 콘덴서 점검 항목

Week 1 2 3 4 5

세탁 기계가 압력 측정기가 있을 경우 :

압력 측정기의 최고 와 최저 압력을 기록하세요.

최고/ 최저

압력 측정기가 사용서에 명시된 범위 안에 있습니까?

세탁 기계가 압력 측정기가 없을 경우 :

냉동 콘덴서 배출 온도를 기록하세요.

측정 온도가 화씨 45도 이하입니까?

이동 식 기계를 사용 중이라면 :

매주 들어갈 때 온도와 나갈 때 온도를 기록하세요.

들어갈 때/나갈 때

온도 차이를 계산하세요.(들어갈 때-나올 때)

온도 차이가 화씨 20도 이하입니까?

세탁 달력 사용법 (계속)

퍼크 구입 누적 합계

이 도표는 매달 첫 날에 완료되어야 합니다. 퍼크 구입 누적 합계 도표를 작성하는 방법은 아래와 같습니다.

퍼크 구입 누적 합계

(12개월 누적)지난 달 합계 / 55 / 지난 달 기준 누적 합계를 입력하세요.

2009년 1월에 구입한 퍼크 공제 /-10 /작년 같은 달에 구입한 퍼크 양을 입력한 뒤 공제 하세요.

소계 / 45 / 이번 달에 퍼크를 구입하지 않았다면 지난 12개월 동안의 총 누적 합계

구입 날짜/ 구입 양/ 1/09기준 12개월 누적 합계

7/12 퍼크를 구입한 날짜 기록

+15 이번 달에 퍼크를 구입했다면 양을 기록하고 소계에 더하세요. 이 양은 퍼크 구입 소계와 함께 내년 세탁 달력의 같은 달에 기록될 것입니다.

60/이번 달에 퍼크를 구입했다면 이것이 12개월 동안 구입한 누적 합계입니다 . 다음 달 양식에 있는 '지난 달 합계'에 이 숫자를 기록하세요.

보다 많은 정보를 얻기 위해 누구에게 연락해야 하나요?

펜실베니아 주정부 중소기업개발 센터의 환경 운영 지원 프로그램(the Environmental Management Assistance Program. EMAP)을 통해 중소기업들은 감독 관청과 관련이 없는 숙련된 환경 전문가 팀에 의해 무료로 비밀이 보장된 지원을 받을 수 있습니다. EMAP는 펜실베니아 대학 와튼 스쿨에 본부가 있으며, 미 전국16개 대학을 네트워크로 연결해 일 대 일로 비밀이 보장된 상태에서 규칙의 이행을 지원하고 환경 운영 자문을 제공하고 있습니다. 보다 많은 정보를 얻으려면 EMAP에 연락 하십시오. 전화 : 1-877-ask-emap(1-877-275-3627) 웹사이트 : www.askemap.org Email : questions@askemap.org <홍진수 편집인(국민일보/The Korean Daily News)의 번역 도움으로 한글 판을 제작했습니다.>



January 2011

Week:	1	2	3	4	5
Date:					
Staff Initials:					

Weekly Equipment Inspections						
Are the components without leaks? Circle Y for yes, or N for no.						
Method: choose one. Circle P for touch, sight or smell, or D for use of detector.		P D	P D	P D	P D	P D
Week		1	2	3	4	5
wash cycle	Hose connections, unions, couplings & valves	Y N	Y N	Y N	Y N	Y N
	Machine door gasket and seating	Y N	Y N	Y N	Y N	Y N
	Pumps	Y N	Y N	Y N	Y N	Y N
	Button trap	Y N	Y N	Y N	Y N	Y N
	Filter housings	Y N	Y N	Y N	Y N	Y N
	Filter gaskets and seating	Y N	Y N	Y N	Y N	Y N
	Solvent tanks	Y N	Y N	Y N	Y N	Y N
dry cycle	Deodorizing and aeration valves on dryers	Y N	Y N	Y N	Y N	Y N
	Air and exhaust ductwork	Y N	Y N	Y N	Y N	Y N
	Heating and cooling coil doors	Y N	Y N	Y N	Y N	Y N
	Hose connections, unions, couplings & valves	Y N	Y N	Y N	Y N	Y N
	Water separators	Y N	Y N	Y N	Y N	Y N
	Lint trap	Y N	Y N	Y N	Y N	Y N
distillation, misc.	Hose connections, unions, couplings & valves	Y N	Y N	Y N	Y N	Y N
	Water separators	Y N	Y N	Y N	Y N	Y N
	Distillation unit	Y N	Y N	Y N	Y N	Y N
	Solvent tanks	Y N	Y N	Y N	Y N	Y N
	Muck coolers	Y N	Y N	Y N	Y N	Y N
Waste tanks and storage containers	Y N	Y N	Y N	Y N	Y N	

Repair Log				
Inspection Date and Description of Repair	Date Part Ordered	Date Part Received	Date Part Installed	Date Repaired


Example: Refrigerated Condenser Monitoring Log							
		Week	1	2	3	4	5
If your machine has pressure gauges: Record pressures of high and low pressure gauges	Hi	/	/	/	/	/	/
	Lo	/	/	/	/	/	/
Are pressure gauges within the ranges specified in the manual?			Y N	Y N	Y N	Y N	Y N
If your machine does NOT have pressure gauges: Record refrigerated condenser outlet temperature.							
Is the temperature gauge $\leq 45^{\circ}\text{F}$?			Y N	Y N	Y N	Y N	Y N
If you are operating a transfer machine: Record inlet and outlet temperatures weekly.	Inlet	/	/	/	/	/	/
	Outlet	/	/	/	/	/	/
Calculate the difference (inlet – outlet)							
Is the difference $\geq 20^{\circ}\text{F}$?			Y N	Y N	Y N	Y N	Y N

Secondary Carbon Absorber Monitoring							
		Week	1	2	3	4	5
Is perc concentration less than 100 ppm? (for machines that vent to carbon adsorbers immediately upon machine door opening)			Y N	Y N	Y N	Y N	Y N
Is perc concentration less than 300 ppm? (for machines that vent to carbon adsorbers prior to machine door opening)			Y N	Y N	Y N	Y N	Y N

Perc Purchases Running Total		
(12 Month Running) Total from Last Month		
Subtract Perc Purchased JANUARY 2010		—
Subtotal		
Purchase Date	Purchase Amount	12 Month Running Total
	+	
	+	



2011 Dry Cleaner Compliance Calendar



JANUARY 2011

For Free and Confidential Assistance
Call 877.ask.emap (877-275-3627)

Sunday	Monday	Tuesday	Wednesday	Thursday	Friday	Saturday
Remember to test trim, glitter and sequins before cleaning.						1
2	Calculate Perc Purchase Running Total 3	4	5	6	Condenser Reading logged <input type="checkbox"/> Inspect logged <input type="checkbox"/> 7	8
9	10	11	12	13	Condenser Reading logged <input type="checkbox"/> Inspect logged <input type="checkbox"/> 14	15
16	17	18	19	20	Condenser Reading logged <input type="checkbox"/> Inspect logged <input type="checkbox"/> 21	22
23	24				Condenser Reading logged <input type="checkbox"/> Inspect logged <input type="checkbox"/> 28	
30	31	25	26	27	28	29



February 2011

Week:	1	2	3	4	5
Date:					
Staff Initials:					

Weekly Equipment Inspections

Are the components without leaks? Circle Y for yes, or N for no.

Method: choose one. Circle **P** for touch, sight or smell, or **D** for use of detector.

		P D	P D	P D	P D	P D	
		Week	1	2	3	4	5
wash cycle	Hose connections, unions, couplings & valves	Y N	Y N	Y N	Y N	Y N	
	Machine door gasket and seating	Y N	Y N	Y N	Y N	Y N	
	Pumps	Y N	Y N	Y N	Y N	Y N	
	Button trap	Y N	Y N	Y N	Y N	Y N	
	Filter housings	Y N	Y N	Y N	Y N	Y N	
	Filter gaskets and seating	Y N	Y N	Y N	Y N	Y N	
	Solvent tanks	Y N	Y N	Y N	Y N	Y N	
dry cycle	Deodorizing and aeration valves on dryers	Y N	Y N	Y N	Y N	Y N	
	Air and exhaust ductwork	Y N	Y N	Y N	Y N	Y N	
	Heating and cooling coil doors	Y N	Y N	Y N	Y N	Y N	
	Hose connections, unions, couplings & valves	Y N	Y N	Y N	Y N	Y N	
	Water separators	Y N	Y N	Y N	Y N	Y N	
	Lint trap	Y N	Y N	Y N	Y N	Y N	
distillation, misc.	Hose connections, unions, couplings & valves	Y N	Y N	Y N	Y N	Y N	
	Water separators	Y N	Y N	Y N	Y N	Y N	
	Distillation unit	Y N	Y N	Y N	Y N	Y N	
	Solvent tanks	Y N	Y N	Y N	Y N	Y N	
	Muck coolers	Y N	Y N	Y N	Y N	Y N	
Waste tanks and storage containers	Y N	Y N	Y N	Y N	Y N		

Repair Log

Inspection Date and Description of Repair	Date Part Ordered	Date Part Received	Date Part Installed	Date Repaired

Example: Refrigerated Condenser Monitoring Log

		Week	1	2	3	4	5
If your machine has pressure gauges: Record pressures of high and low pressure gauges	Hi	/	/	/	/	/	/
	Lo	/	/	/	/	/	/
Are pressure gauges within the ranges specified in the manual?			Y N	Y N	Y N	Y N	Y N
If your machine does NOT have pressure gauges: Record refrigerated condenser outlet temperature.							
Is the temperature gauge $\leq 45^{\circ}\text{F}$?			Y N	Y N	Y N	Y N	Y N
If you are operating a transfer machine: Record inlet and outlet temperatures weekly.	Inlet	/	/	/	/	/	/
	Outlet	/	/	/	/	/	/
Calculate the difference (inlet – outlet)							
Is the difference $\geq 20^{\circ}\text{F}$?			Y N	Y N	Y N	Y N	Y N

Secondary Carbon Absorber Monitoring


		Week	1	2	3	4	5
Is perc concentration less than 100 ppm? (for machines that vent to carbon adsorbers immediately upon machine door opening)			Y N	Y N	Y N	Y N	Y N
Is perc concentration less than 300 ppm? (for machines that vent to carbon adsorbers prior to machine door opening)			Y N	Y N	Y N	Y N	Y N

Perc Purchases Running Total

Total from Last Month		
Subtract Perc Purchased FEBRUARY 2010		-
Subtotal		
Purchase Date	Purchase Amount	12 Month Running Total
	+	
	+	



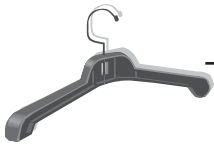
2011 Dry Cleaner Compliance Calendar



FEBRUARY 2011

For Free and Confidential Assistance
Call 877.ask.emap (877-275-3627)

Sunday	Monday	Tuesday	Wednesday	Thursday	Friday	Saturday
		Calculate Perc Purchase Running Total 1	2	3	Condenser Reading logged <input type="checkbox"/> Inspect logged <input type="checkbox"/> 4	5
6	7	8	9	10	Condenser Reading logged <input type="checkbox"/> Inspect logged <input type="checkbox"/> 11	12
13	14	15	16	17	Condenser Reading logged <input type="checkbox"/> Inspect logged <input type="checkbox"/> 18	19
20	21	22	23	24	Condenser Reading logged <input type="checkbox"/> Inspect logged <input type="checkbox"/> 25	26
27	28	A flower for each customer is a good Valentine's Day promotion.				



March 2011

Week:	1	2	3	4	5
Date:					
Staff Initials:					

Weekly Equipment Inspections						
Are the components without leaks? Circle Y for yes, or N for no.						
Method: choose one. Circle P for touch, sight or smell, or D for use of detector.						
	P D	P D	P D	P D	P D	
Week	1	2	3	4	5	
wash cycle	Hose connections, unions, couplings & valves	Y N	Y N	Y N	Y N	Y N
	Machine door gasket and seating	Y N	Y N	Y N	Y N	Y N
	Pumps	Y N	Y N	Y N	Y N	Y N
	Button trap	Y N	Y N	Y N	Y N	Y N
	Filter housings	Y N	Y N	Y N	Y N	Y N
	Filter gaskets and seating	Y N	Y N	Y N	Y N	Y N
	Solvent tanks	Y N	Y N	Y N	Y N	Y N
dry cycle	Deodorizing and aeration valves on dryers	Y N	Y N	Y N	Y N	Y N
	Air and exhaust ductwork	Y N	Y N	Y N	Y N	Y N
	Heating and cooling coil doors	Y N	Y N	Y N	Y N	Y N
	Hose connections, unions, couplings & valves	Y N	Y N	Y N	Y N	Y N
	Water separators	Y N	Y N	Y N	Y N	Y N
	Lint trap	Y N	Y N	Y N	Y N	Y N
distillation, misc.	Hose connections, unions, couplings & valves	Y N	Y N	Y N	Y N	Y N
	Water separators	Y N	Y N	Y N	Y N	Y N
	Distillation unit	Y N	Y N	Y N	Y N	Y N
	Solvent tanks	Y N	Y N	Y N	Y N	Y N
	Muck coolers	Y N	Y N	Y N	Y N	Y N
Waste tanks and storage containers	Y N	Y N	Y N	Y N	Y N	

Repair Log				
Inspection Date and Description of Repair	Date Part Ordered	Date Part Received	Date Part Installed	Date Repaired


Example: Refrigerated Condenser Monitoring Log						
	Week	1	2	3	4	5
If your machine has pressure gauges: Record pressures of high and low pressure gauges	Hi	/	/	/	/	/
	Lo	/	/	/	/	/
Are pressure gauges within the ranges specified in the manual?		Y N	Y N	Y N	Y N	Y N
If your machine does NOT have pressure gauges: Record refrigerated condenser outlet temperature.						
Is the temperature gauge $\leq 45^{\circ}\text{F}$?		Y N	Y N	Y N	Y N	Y N
If you are operating a transfer machine: Record inlet and outlet temperatures weekly.	Inlet	/	/	/	/	/
	Outlet	/	/	/	/	/
Calculate the difference (inlet – outlet)						
Is the difference $\geq 20^{\circ}\text{F}$?		Y N	Y N	Y N	Y N	Y N

Secondary Carbon Absorber Monitoring						
	Week	1	2	3	4	5
Is perc concentration less than 100 ppm? (for machines that vent to carbon adsorbers immediately upon machine door opening)		Y N	Y N	Y N	Y N	Y N
Is perc concentration less than 300 ppm? (for machines that vent to carbon adsorbers prior to machine door opening)		Y N	Y N	Y N	Y N	Y N

Perc Purchases Running Total		
Total from Last Month		
Subtract Perc Purchased MARCH 2010		-
Subtotal		
Purchase Date	Purchase Amount	12 Month Running Total
	+	
	+	



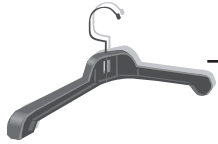
2011 Dry Cleaner Compliance Calendar



MARCH 2011

For Free and Confidential Assistance
Call 877.ask.emap (877-275-3627)

Sunday	Monday	Tuesday	Wednesday	Thursday	Friday	Saturday
		Calculate Perc Purchase Running Total 1	2	3	Condenser Reading logged <input type="checkbox"/> Inspect logged <input type="checkbox"/> 4	5
6	7	8	9	10	Condenser Reading logged <input type="checkbox"/> Inspect logged <input type="checkbox"/> 11	12
13	14	15	16	17	Condenser Reading logged <input type="checkbox"/> Inspect logged <input type="checkbox"/> 18	19
20	21	22	23	24	Condenser Reading logged <input type="checkbox"/> Inspect logged <input type="checkbox"/> 25	26
27	28	29	30	31	Reduce your energy costs by upgrading lighting in the plant.	



April 2011

Week:	1	2	3	4	5
Date:					
Staff Initials:					

Weekly Equipment Inspections

Are the components without leaks? Circle Y for yes, or N for no.

Method: choose one. Circle **P** for touch, sight or smell, or **D** for use of detector.

		P D	P D	P D	P D	P D	
		Week	1	2	3	4	5
wash cycle	Hose connections, unions, couplings & valves	Y N	Y N	Y N	Y N	Y N	
	Machine door gasket and seating	Y N	Y N	Y N	Y N	Y N	
	Pumps	Y N	Y N	Y N	Y N	Y N	
	Button trap	Y N	Y N	Y N	Y N	Y N	
	Filter housings	Y N	Y N	Y N	Y N	Y N	
	Filter gaskets and seating	Y N	Y N	Y N	Y N	Y N	
	Solvent tanks	Y N	Y N	Y N	Y N	Y N	
dry cycle	Deodorizing and aeration valves on dryers	Y N	Y N	Y N	Y N	Y N	
	Air and exhaust ductwork	Y N	Y N	Y N	Y N	Y N	
	Heating and cooling coil doors	Y N	Y N	Y N	Y N	Y N	
	Hose connections, unions, couplings & valves	Y N	Y N	Y N	Y N	Y N	
	Water separators	Y N	Y N	Y N	Y N	Y N	
	Lint trap	Y N	Y N	Y N	Y N	Y N	
distillation, misc.	Hose connections, unions, couplings & valves	Y N	Y N	Y N	Y N	Y N	
	Water separators	Y N	Y N	Y N	Y N	Y N	
	Distillation unit	Y N	Y N	Y N	Y N	Y N	
	Solvent tanks	Y N	Y N	Y N	Y N	Y N	
	Muck coolers	Y N	Y N	Y N	Y N	Y N	
Waste tanks and storage containers	Y N	Y N	Y N	Y N	Y N		

Repair Log

Inspection Date and Description of Repair	Date Part Ordered	Date Part Received	Date Part Installed	Date Repaired

Example: Refrigerated Condenser Monitoring Log

		Week	1	2	3	4	5
If your machine has pressure gauges: Record pressures of high and low pressure gauges	Hi	/	/	/	/	/	/
	Lo	/	/	/	/	/	/
Are pressure gauges within the ranges specified in the manual?		Y N	Y N	Y N	Y N	Y N	Y N
If your machine does NOT have pressure gauges: Record refrigerated condenser outlet temperature.							
Is the temperature gauge $\leq 45^{\circ}\text{F}$?		Y N	Y N	Y N	Y N	Y N	Y N
If you are operating a transfer machine: Record inlet and outlet temperatures weekly.	Inlet	/	/	/	/	/	/
	Outlet	/	/	/	/	/	/
Calculate the difference (inlet – outlet)							
Is the difference $\geq 20^{\circ}\text{F}$?		Y N	Y N	Y N	Y N	Y N	Y N

Secondary Carbon Absorber Monitoring


		Week	1	2	3	4	5
Is perc concentration less than 100 ppm? (for machines that vent to carbon adsorbers immediately upon machine door opening)		Y N	Y N	Y N	Y N	Y N	Y N
Is perc concentration less than 300 ppm? (for machines that vent to carbon adsorbers prior to machine door opening)		Y N	Y N	Y N	Y N	Y N	Y N

Perc Purchases Running Total

Total from Last Month		
Subtract Perc Purchased APRIL 2010	-	
Subtotal		
Purchase Date	Purchase Amount	12 Month Running Total
	+	
	+	



2011 Dry Cleaner Compliance Calendar



APRIL 2011

For Free and Confidential Assistance
Call 877.ask.emap (877-275-3627)

Sunday	Monday	Tuesday	Wednesday	Thursday	Friday	Saturday
Gender charges are illegal. You can charge more for the extra work of hand finishing that is required for ruffles, trim or darts.					Condenser Reading logged <input type="checkbox"/> Inspect logged <input type="checkbox"/> Calculate Perc Purchase 1 Running Total	2
3	4	5	6	7	Condenser Reading logged <input type="checkbox"/> Inspect logged <input type="checkbox"/> 8	9
10	11	12	13	14	Condenser Reading logged <input type="checkbox"/> Inspect logged <input type="checkbox"/> 15	16
17	18	19	20	21	Condenser Reading logged <input type="checkbox"/> Inspect logged <input type="checkbox"/> 22	23
24	25	26	27	28	Condenser Reading logged <input type="checkbox"/> Inspect logged <input type="checkbox"/> 29	30



May 2011

Week:	1	2	3	4	5
Date:					
Staff Initials:					

Weekly Equipment Inspections						
Are the components without leaks? Circle Y for yes, or N for no.						
Method: choose one. Circle P for touch, sight or smell, or D for use of detector.						
	P	D	P	D	P	D
	Week	1	2	3	4	5
wash cycle	Hose connections, unions, couplings & valves	Y N	Y N	Y N	Y N	Y N
	Machine door gasket and seating	Y N	Y N	Y N	Y N	Y N
	Pumps	Y N	Y N	Y N	Y N	Y N
	Button trap	Y N	Y N	Y N	Y N	Y N
	Filter housings	Y N	Y N	Y N	Y N	Y N
	Filter gaskets and seating	Y N	Y N	Y N	Y N	Y N
	Solvent tanks	Y N	Y N	Y N	Y N	Y N
dry cycle	Deodorizing and aeration valves on dryers	Y N	Y N	Y N	Y N	Y N
	Air and exhaust ductwork	Y N	Y N	Y N	Y N	Y N
	Heating and cooling coil doors	Y N	Y N	Y N	Y N	Y N
	Hose connections, unions, couplings & valves	Y N	Y N	Y N	Y N	Y N
	Water separators	Y N	Y N	Y N	Y N	Y N
	Lint trap	Y N	Y N	Y N	Y N	Y N
distillation, misc.	Hose connections, unions, couplings & valves	Y N	Y N	Y N	Y N	Y N
	Water separators	Y N	Y N	Y N	Y N	Y N
	Distillation unit	Y N	Y N	Y N	Y N	Y N
	Solvent tanks	Y N	Y N	Y N	Y N	Y N
	Muck coolers	Y N	Y N	Y N	Y N	Y N
Waste tanks and storage containers	Y N	Y N	Y N	Y N	Y N	

Repair Log				
Inspection Date and Description of Repair	Date Part Ordered	Date Part Received	Date Part Installed	Date Repaired


Example: Refrigerated Condenser Monitoring Log							
		Week	1	2	3	4	5
If your machine has pressure gauges: Record pressures of high and low pressure gauges	Hi Lo	/	/	/	/	/	/
Are pressure gauges within the ranges specified in the manual?		Y N	Y N	Y N	Y N	Y N	Y N
If your machine does NOT have pressure gauges: Record refrigerated condenser outlet temperature.							
Is the temperature gauge $\leq 45^{\circ}\text{F}$?		Y N	Y N	Y N	Y N	Y N	Y N
If you are operating a transfer machine: Record inlet and outlet temperatures weekly.	Inlet Outlet	/	/	/	/	/	/
Calculate the difference (inlet – outlet)							
Is the difference $\geq 20^{\circ}\text{F}$?		Y N	Y N	Y N	Y N	Y N	Y N

Secondary Carbon Absorber Monitoring							
		Week	1	2	3	4	5
Is perc concentration less than 100 ppm? (for machines that vent to carbon adsorbers immediately upon machine door opening)		Y N	Y N	Y N	Y N	Y N	Y N
Is perc concentration less than 300 ppm? (for machines that vent to carbon adsorbers prior to machine door opening)		Y N	Y N	Y N	Y N	Y N	Y N

Perc Purchases Running Total		
Total from Last Month		
Subtract Perc Purchased MAY 2010	-	
Subtotal		
Purchase Date	Purchase Amount	12 Month Running Total
	+	
	+	



2011 Dry Cleaner Compliance Calendar



MAY 2011

For Free and Confidential Assistance
Call 877.ask.emap (877-275-3627)

Sunday	Monday	Tuesday	Wednesday	Thursday	Friday	Saturday
1	Calculate Perc Purchase Running Total 2	3	4	5	Condenser Reading logged <input type="checkbox"/> Inspect logged <input type="checkbox"/> 6	7
8	9	10	11	12	Condenser Reading logged <input type="checkbox"/> Inspect logged <input type="checkbox"/> 13	14
15	16	17	18	19	Condenser Reading logged <input type="checkbox"/> Inspect logged <input type="checkbox"/> 20	21
22	23	24	25	26	Condenser Reading logged <input type="checkbox"/> Inspect logged <input type="checkbox"/> 27	28
29	30	31	Make plans to attend "The Clean Show" in Las Vegas on June 6 - 9, 2011.			



June 2011

Week:	1	2	3	4	5
Date:					
Staff Initials:					

Weekly Equipment Inspections

Are the components without leaks? Circle Y for yes, or N for no.

Method: choose one. Circle **P** for touch, sight or smell, or **D** for use of detector.

		P	D	P	D	P	D	P	D	P	D
		Week 1		Week 2		Week 3		Week 4		Week 5	
wash cycle	Hose connections, unions, couplings & valves	Y	N	Y	N	Y	N	Y	N	Y	N
	Machine door gasket and seating	Y	N	Y	N	Y	N	Y	N	Y	N
	Pumps	Y	N	Y	N	Y	N	Y	N	Y	N
	Button trap	Y	N	Y	N	Y	N	Y	N	Y	N
	Filter housings	Y	N	Y	N	Y	N	Y	N	Y	N
	Filter gaskets and seating	Y	N	Y	N	Y	N	Y	N	Y	N
	Solvent tanks	Y	N	Y	N	Y	N	Y	N	Y	N
dry cycle	Deodorizing and aeration valves on dryers	Y	N	Y	N	Y	N	Y	N	Y	N
	Air and exhaust ductwork	Y	N	Y	N	Y	N	Y	N	Y	N
	Heating and cooling coil doors	Y	N	Y	N	Y	N	Y	N	Y	N
	Hose connections, unions, couplings & valves	Y	N	Y	N	Y	N	Y	N	Y	N
	Water separators	Y	N	Y	N	Y	N	Y	N	Y	N
distillation, misc.	Lint trap	Y	N	Y	N	Y	N	Y	N	Y	N
	Hose connections, unions, couplings & valves	Y	N	Y	N	Y	N	Y	N	Y	N
	Water separators	Y	N	Y	N	Y	N	Y	N	Y	N
	Distillation unit	Y	N	Y	N	Y	N	Y	N	Y	N
	Solvent tanks	Y	N	Y	N	Y	N	Y	N	Y	N
Muck coolers	Y	N	Y	N	Y	N	Y	N	Y	N	
Waste tanks and storage containers	Y	N	Y	N	Y	N	Y	N	Y	N	

Repair Log

Inspection Date and Description of Repair	Date Part Ordered	Date Part Received	Date Part Installed	Date Repaired

Example: Refrigerated Condenser Monitoring Log

		Week	1	2	3	4	5		
If your machine has pressure gauges: Record pressures of high and low pressure gauges	Hi	/	/	/	/	/	/		
	Lo	/	/	/	/	/	/		
Are pressure gauges within the ranges specified in the manual?		Y	N	Y	N	Y	N	Y	N
If your machine does NOT have pressure gauges: Record refrigerated condenser outlet temperature.									
Is the temperature gauge $\leq 45^\circ\text{F}$?		Y	N	Y	N	Y	N	Y	N
If you are operating a transfer machine: Record inlet and outlet temperatures weekly.	Inlet	/	/	/	/	/	/		
	Outlet	/	/	/	/	/	/		
Calculate the difference (inlet – outlet)									
Is the difference $\geq 20^\circ\text{F}$?		Y	N	Y	N	Y	N	Y	N

Secondary Carbon Absorber Monitoring


		Week	1	2	3	4	5		
Is perc concentration less than 100 ppm? (for machines that vent to carbon adsorbers immediately upon machine door opening)		Y	N	Y	N	Y	N	Y	N
Is perc concentration less than 300 ppm? (for machines that vent to carbon adsorbers prior to machine door opening)		Y	N	Y	N	Y	N	Y	N

Perc Purchases Running Total

Total from Last Month	
Subtract Perc Purchased JUNE 2010	-
Subtotal	
Purchase Date	Purchase Amount
	12 Month Running Total
+	
+	



2011 Dry Cleaner Compliance Calendar



JUNE 2011

For Free and Confidential Assistance
Call 877.ask.emap (877-275-3627)

Sunday	Monday	Tuesday	Wednesday	Thursday	Friday	Saturday
"The Clean Show", Las Vegas, June 6 - 9, 2011.			Calculate Perc Purchase Running Total 1	2	Condenser Reading logged <input type="checkbox"/> Inspect logged <input type="checkbox"/> 3	4
5	6	7	8	9	Condenser Reading logged <input type="checkbox"/> Inspect logged <input type="checkbox"/> 10	11
12	13	14	15	16	Condenser Reading logged <input type="checkbox"/> Inspect logged <input type="checkbox"/> 17	18
19	20	21	22	23	Condenser Reading logged <input type="checkbox"/> Inspect logged <input type="checkbox"/> 24	25
26	27	28	29	30		



July 2011

Week:	1	2	3	4	5
Date:					
Staff Initials:					

Weekly Equipment Inspections

Are the components without leaks? Circle Y for yes, or N for no.

Method: choose one. Circle **P** for touch, sight or smell, or **D** for use of detector.

		P	D	P	D	P	D	P	D	P	D
		Week 1		Week 2		Week 3		Week 4		Week 5	
wash cycle	Hose connections, unions, couplings & valves	Y	N	Y	N	Y	N	Y	N	Y	N
	Machine door gasket and seating	Y	N	Y	N	Y	N	Y	N	Y	N
	Pumps	Y	N	Y	N	Y	N	Y	N	Y	N
	Button trap	Y	N	Y	N	Y	N	Y	N	Y	N
	Filter housings	Y	N	Y	N	Y	N	Y	N	Y	N
	Filter gaskets and seating	Y	N	Y	N	Y	N	Y	N	Y	N
	Solvent tanks	Y	N	Y	N	Y	N	Y	N	Y	N
dry cycle	Deodorizing and aeration valves on dryers	Y	N	Y	N	Y	N	Y	N	Y	N
	Air and exhaust ductwork	Y	N	Y	N	Y	N	Y	N	Y	N
	Heating and cooling coil doors	Y	N	Y	N	Y	N	Y	N	Y	N
	Hose connections, unions, couplings & valves	Y	N	Y	N	Y	N	Y	N	Y	N
	Water separators	Y	N	Y	N	Y	N	Y	N	Y	N
	Lint trap	Y	N	Y	N	Y	N	Y	N	Y	N
distillation, misc.	Hose connections, unions, couplings & valves	Y	N	Y	N	Y	N	Y	N	Y	N
	Water separators	Y	N	Y	N	Y	N	Y	N	Y	N
	Distillation unit	Y	N	Y	N	Y	N	Y	N	Y	N
	Solvent tanks	Y	N	Y	N	Y	N	Y	N	Y	N
	Muck coolers	Y	N	Y	N	Y	N	Y	N	Y	N
Waste tanks and storage containers	Y	N	Y	N	Y	N	Y	N	Y	N	

Repair Log

Inspection Date and Description of Repair	Date Part Ordered	Date Part Received	Date Part Installed	Date Repaired

Example: Refrigerated Condenser Monitoring Log

		Week	1	2	3	4	5
If your machine has pressure gauges: Record pressures of high and low pressure gauges	Hi	/	/	/	/	/	/
	Lo	/	/	/	/	/	/
Are pressure gauges within the ranges specified in the manual?			Y N	Y N	Y N	Y N	Y N
If your machine does NOT have pressure gauges: Record refrigerated condenser outlet temperature.							
Is the temperature gauge $\leq 45^{\circ}\text{F}$?			Y N	Y N	Y N	Y N	Y N
If you are operating a transfer machine: Record inlet and outlet temperatures weekly.	Inlet	/	/	/	/	/	/
	Outlet	/	/	/	/	/	/
Calculate the difference (inlet – outlet)							
Is the difference $\geq 20^{\circ}\text{F}$?			Y N	Y N	Y N	Y N	Y N

Secondary Carbon Absorber Monitoring


		Week	1	2	3	4	5
Is perc concentration less than 100 ppm? (for machines that vent to carbon adsorbers immediately upon machine door opening)			Y N	Y N	Y N	Y N	Y N
Is perc concentration less than 300 ppm? (for machines that vent to carbon adsorbers prior to machine door opening)			Y N	Y N	Y N	Y N	Y N

Perc Purchases Running Total

Total from Last Month		
Subtract Perc Purchased JULY 2010		-
Subtotal		
Purchase Date	Purchase Amount	12 Month Running Total
	+	
	+	



2011 Dry Cleaner Compliance Calendar



JULY 2011

For Free and Confidential Assistance
Call 877.ask.emap (877-275-3627)

Sunday	Monday	Tuesday	Wednesday	Thursday	Friday	Saturday
All drycleaning equipment should be operated and maintained according to the manufacturer's instructions found in the operation and maintenance manuals.					Condenser Reading logged <input type="checkbox"/> Inspect logged <input type="checkbox"/> Calculate Perc Purchase Running Total 1	2
3	4	5	6	7	Condenser Reading logged <input type="checkbox"/> Inspect logged <input type="checkbox"/> 8	9
10	11	12	13	14	Condenser Reading logged <input type="checkbox"/> Inspect logged <input type="checkbox"/> 15	16
17	18	19	20	21	Condenser Reading logged <input type="checkbox"/> Inspect logged <input type="checkbox"/> 22	23
24	25	26	27	28	Condenser Reading logged <input type="checkbox"/> Inspect logged <input type="checkbox"/> 29	30
31						



August 2011

Week:	1	2	3	4	5
Date:					
Staff Initials:					

Weekly Equipment Inspections						
Are the components without leaks? Circle Y for yes, or N for no.						
Method: choose one. Circle P for touch, sight or smell, or D for use of detector.						
	P D	P D	P D	P D	P D	
	Week	1	2	3	4	5
wash cycle	Hose connections, unions, couplings & valves	Y N	Y N	Y N	Y N	Y N
	Machine door gasket and seating	Y N	Y N	Y N	Y N	Y N
	Pumps	Y N	Y N	Y N	Y N	Y N
	Button trap	Y N	Y N	Y N	Y N	Y N
	Filter housings	Y N	Y N	Y N	Y N	Y N
	Filter gaskets and seating	Y N	Y N	Y N	Y N	Y N
	Solvent tanks	Y N	Y N	Y N	Y N	Y N
dry cycle	Deodorizing and aeration valves on dryers	Y N	Y N	Y N	Y N	Y N
	Air and exhaust ductwork	Y N	Y N	Y N	Y N	Y N
	Heating and cooling coil doors	Y N	Y N	Y N	Y N	Y N
	Hose connections, unions, couplings & valves	Y N	Y N	Y N	Y N	Y N
	Water separators	Y N	Y N	Y N	Y N	Y N
	Lint trap	Y N	Y N	Y N	Y N	Y N
distillation, misc.	Hose connections, unions, couplings & valves	Y N	Y N	Y N	Y N	Y N
	Water separators	Y N	Y N	Y N	Y N	Y N
	Distillation unit	Y N	Y N	Y N	Y N	Y N
	Solvent tanks	Y N	Y N	Y N	Y N	Y N
	Muck coolers	Y N	Y N	Y N	Y N	Y N
Waste tanks and storage containers	Y N	Y N	Y N	Y N	Y N	

Repair Log

Inspection Date and Description of Repair	Date Part Ordered	Date Part Received	Date Part Installed	Date Repaired

Example: Refrigerated Condenser Monitoring Log

		Week	1	2	3	4	5
If your machine has pressure gauges: Record pressures of high and low pressure gauges	Hi	/	/	/	/	/	/
	Lo	/	/	/	/	/	/
Are pressure gauges within the ranges specified in the manual?			Y N	Y N	Y N	Y N	Y N
If your machine does NOT have pressure gauges: Record refrigerated condenser outlet temperature.							
Is the temperature gauge $\leq 45^{\circ}\text{F}$?			Y N	Y N	Y N	Y N	Y N
If you are operating a transfer machine: Record inlet and outlet temperatures weekly.	Inlet	/	/	/	/	/	/
	Outlet	/	/	/	/	/	/
Calculate the difference (inlet – outlet)							
Is the difference $\geq 20^{\circ}\text{F}$?			Y N	Y N	Y N	Y N	Y N

Secondary Carbon Absorber Monitoring


		Week	1	2	3	4	5
Is perc concentration less than 100 ppm? (for machines that vent to carbon adsorbers immediately upon machine door opening)			Y N	Y N	Y N	Y N	Y N
Is perc concentration less than 300 ppm? (for machines that vent to carbon adsorbers prior to machine door opening)			Y N	Y N	Y N	Y N	Y N

Perc Purchases Running Total

Total from Last Month		
Subtract Perc Purchased AUGUST 2010		-
Subtotal		
Purchase Date	Purchase Amount	12 Month Running Total
	+	
	+	



2011 Dry Cleaner Compliance Calendar



AUGUST 2011

For Free and Confidential Assistance
Call 877.ask.emap (877-275-3627)

Sunday	Monday	Tuesday	Wednesday	Thursday	Friday	Saturday
	Calculate Perc Purchase Running Total 1	2	3	4	Condenser Reading logged <input type="checkbox"/> Inspect logged <input type="checkbox"/> 5	6
7	8	9	10	11	Condenser Reading logged <input type="checkbox"/> Inspect logged <input type="checkbox"/> 12	13
14	15	16	17	18	Condenser Reading logged <input type="checkbox"/> Inspect logged <input type="checkbox"/> 19	20
21	22	23	24	25	Condenser Reading logged <input type="checkbox"/> Inspect logged <input type="checkbox"/> 26	27
28	29	30	31	Clean the air intake for your boiler regularly and save fuel costs.		



September

2011

Week:	1	2	3	4	5
Date:					
Staff Initials:					

Weekly Equipment Inspections

Are the components without leaks? Circle Y for yes, or N for no.

Method: choose one. Circle P for touch, sight or smell, or D for use of detector.		P D	P D	P D	P D	P D
Week		1	2	3	4	5
wash cycle	Hose connections, unions, couplings & valves	Y N	Y N	Y N	Y N	Y N
	Machine door gasket and seating	Y N	Y N	Y N	Y N	Y N
	Pumps	Y N	Y N	Y N	Y N	Y N
	Button trap	Y N	Y N	Y N	Y N	Y N
	Filter housings	Y N	Y N	Y N	Y N	Y N
	Filter gaskets and seating	Y N	Y N	Y N	Y N	Y N
	Solvent tanks	Y N	Y N	Y N	Y N	Y N
dry cycle	Deodorizing and aeration valves on dryers	Y N	Y N	Y N	Y N	Y N
	Air and exhaust ductwork	Y N	Y N	Y N	Y N	Y N
	Heating and cooling coil doors	Y N	Y N	Y N	Y N	Y N
	Hose connections, unions, couplings & valves	Y N	Y N	Y N	Y N	Y N
	Water separators	Y N	Y N	Y N	Y N	Y N
	Lint trap	Y N	Y N	Y N	Y N	Y N
distillation, misc.	Hose connections, unions, couplings & valves	Y N	Y N	Y N	Y N	Y N
	Water separators	Y N	Y N	Y N	Y N	Y N
	Distillation unit	Y N	Y N	Y N	Y N	Y N
	Solvent tanks	Y N	Y N	Y N	Y N	Y N
	Muck coolers	Y N	Y N	Y N	Y N	Y N
Waste tanks and storage containers	Y N	Y N	Y N	Y N	Y N	

Repair Log

Inspection Date and Description of Repair	Date Part Ordered	Date Part Received	Date Part Installed	Date Repaired

Example: Refrigerated Condenser Monitoring Log

Week		1	2	3	4	5
If your machine has pressure gauges: Record pressures of high and low pressure gauges	Hi	/	/	/	/	/
	Lo	/	/	/	/	/
Are pressure gauges within the ranges specified in the manual?	Y N	Y N	Y N	Y N	Y N	Y N
If your machine does NOT have pressure gauges: Record refrigerated condenser outlet temperature.						
Is the temperature gauge $\leq 45^{\circ}\text{F}$?	Y N	Y N	Y N	Y N	Y N	Y N
If you are operating a transfer machine: Record inlet and outlet temperatures weekly.	Inlet	/	/	/	/	/
	Outlet	/	/	/	/	/
Calculate the difference (inlet – outlet)						
Is the difference $\geq 20^{\circ}\text{F}$?	Y N	Y N	Y N	Y N	Y N	Y N

Secondary Carbon Absorber Monitoring


Week		1	2	3	4	5
Is perc concentration less than 100 ppm? (for machines that vent to carbon adsorbers immediately upon machine door opening)	Y N	Y N	Y N	Y N	Y N	Y N
Is perc concentration less than 300 ppm? (for machines that vent to carbon adsorbers prior to machine door opening)	Y N	Y N	Y N	Y N	Y N	Y N

Perc Purchases Running Total

Total from Last Month		
Subtract Perc Purchased SEPTEMBER 2010	-	
Subtotal		
Purchase Date	Purchase Amount	12 Month Running Total
	+	
	+	



2011 Dry Cleaner Compliance Calendar



SEPTEMBER 2011

For Free and Confidential Assistance
Call 877.ask.emap (877-275-3627)

Sunday	Monday	Tuesday	Wednesday	Thursday	Friday	Saturday
After replacing filter gaskets and seals, check for tightness.				Calculate Perc Purchase Running Total 1	Condenser Reading logged <input type="checkbox"/> Inspect logged <input type="checkbox"/> 2	3
4	5	6	7	8	Condenser Reading logged <input type="checkbox"/> Inspect logged <input type="checkbox"/> 9	10
11	12	13	14	15	Condenser Reading logged <input type="checkbox"/> Inspect logged <input type="checkbox"/> 16	17
18	19	20	21	22	Condenser Reading logged <input type="checkbox"/> Inspect logged <input type="checkbox"/> 23	24
25	26	27	28	29	Condenser Reading logged <input type="checkbox"/> Inspect logged <input type="checkbox"/> 30	



October 2011

Week:	1	2	3	4	5
Date:					
Staff Initials:					

Weekly Equipment Inspections

Are the components without leaks? Circle Y for yes, or N for no.

Method: choose one. Circle **P** for touch, sight or smell, or **D** for use of detector.

		P	D	P	D	P	D	P	D		
		Week 1		Week 2		Week 3		Week 4		Week 5	
wash cycle	Hose connections, unions, couplings & valves	Y	N	Y	N	Y	N	Y	N	Y	N
	Machine door gasket and seating	Y	N	Y	N	Y	N	Y	N	Y	N
	Pumps	Y	N	Y	N	Y	N	Y	N	Y	N
	Button trap	Y	N	Y	N	Y	N	Y	N	Y	N
	Filter housings	Y	N	Y	N	Y	N	Y	N	Y	N
	Filter gaskets and seating	Y	N	Y	N	Y	N	Y	N	Y	N
	Solvent tanks	Y	N	Y	N	Y	N	Y	N	Y	N
dry cycle	Deodorizing and aeration valves on dryers	Y	N	Y	N	Y	N	Y	N	Y	N
	Air and exhaust ductwork	Y	N	Y	N	Y	N	Y	N	Y	N
	Heating and cooling coil doors	Y	N	Y	N	Y	N	Y	N	Y	N
	Hose connections, unions, couplings & valves	Y	N	Y	N	Y	N	Y	N	Y	N
	Water separators	Y	N	Y	N	Y	N	Y	N	Y	N
Lint trap	Y	N	Y	N	Y	N	Y	N	Y	N	
distillation, misc.	Hose connections, unions, couplings & valves	Y	N	Y	N	Y	N	Y	N	Y	N
	Water separators	Y	N	Y	N	Y	N	Y	N	Y	N
	Distillation unit	Y	N	Y	N	Y	N	Y	N	Y	N
	Solvent tanks	Y	N	Y	N	Y	N	Y	N	Y	N
	Muck coolers	Y	N	Y	N	Y	N	Y	N	Y	N
Waste tanks and storage containers	Y	N	Y	N	Y	N	Y	N	Y	N	

Repair Log

Inspection Date and Description of Repair	Date Part Ordered	Date Part Received	Date Part Installed	Date Repaired

Example: Refrigerated Condenser Monitoring Log

		Week	1	2	3	4	5
If your machine has pressure gauges: Record pressures of high and low pressure gauges	Hi	/	/	/	/	/	/
	Lo	/	/	/	/	/	/
Are pressure gauges within the ranges specified in the manual?			Y N	Y N	Y N	Y N	Y N
If your machine does NOT have pressure gauges: Record refrigerated condenser outlet temperature.							
Is the temperature gauge $\leq 45^{\circ}\text{F}$?			Y N	Y N	Y N	Y N	Y N
If you are operating a transfer machine: Record inlet and outlet temperatures weekly.	Inlet	/	/	/	/	/	/
	Outlet	/	/	/	/	/	/
Calculate the difference (inlet - outlet)							
Is the difference $\geq 20^{\circ}\text{F}$?			Y N	Y N	Y N	Y N	Y N

Secondary Carbon Absorber Monitoring


		Week	1	2	3	4	5
Is perc concentration less than 100 ppm? (for machines that vent to carbon adsorbers immediately upon machine door opening)			Y N	Y N	Y N	Y N	Y N
Is perc concentration less than 300 ppm? (for machines that vent to carbon adsorbers prior to machine door opening)			Y N	Y N	Y N	Y N	Y N

Perc Purchases Running Total

Total from Last Month		
Subtract Perc Purchased OCTOBER 2010		-
Subtotal		
Purchase Date	Purchase Amount	12 Month Running Total
	+	
	+	



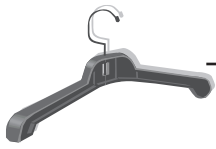
2011 Dry Cleaner Compliance Calendar



OCTOBER 2011

For Free and Confidential Assistance
Call 877.ask.emap (877-275-3627)

Sunday	Monday	Tuesday	Wednesday	Thursday	Friday	Saturday
Before cleaning draperies, check them for water or sun damage.						1
2	Calculate Perc Purchase Running Total 3	4	5	6	Condenser Reading logged <input type="checkbox"/> Inspect logged <input type="checkbox"/> 7	8
9	10	11	12	13	Condenser Reading logged <input type="checkbox"/> Inspect logged <input type="checkbox"/> 14	15
16	17	18	19	20	Condenser Reading logged <input type="checkbox"/> Inspect logged <input type="checkbox"/> 21	22
23	24				Condenser Reading logged <input type="checkbox"/> Inspect logged <input type="checkbox"/> 28	
30	31	25	26	27	28	29



November 2011

Week:	1	2	3	4	5
Date:					
Staff Initials:					

Weekly Equipment Inspections

Are the components without leaks? Circle Y for yes, or N for no.

Method: choose one. Circle **P** for touch, sight or smell, or **D** for use of detector.

		P D	P D	P D	P D	P D
		Week				
		1	2	3	4	5
wash cycle	Hose connections, unions, couplings & valves	Y N	Y N	Y N	Y N	Y N
	Machine door gasket and seating	Y N	Y N	Y N	Y N	Y N
	Pumps	Y N	Y N	Y N	Y N	Y N
	Button trap	Y N	Y N	Y N	Y N	Y N
	Filter housings	Y N	Y N	Y N	Y N	Y N
	Filter gaskets and seating	Y N	Y N	Y N	Y N	Y N
	Solvent tanks	Y N	Y N	Y N	Y N	Y N
dry cycle	Deodorizing and aeration valves on dryers	Y N	Y N	Y N	Y N	Y N
	Air and exhaust ductwork	Y N	Y N	Y N	Y N	Y N
	Heating and cooling coil doors	Y N	Y N	Y N	Y N	Y N
	Hose connections, unions, couplings & valves	Y N	Y N	Y N	Y N	Y N
	Water separators	Y N	Y N	Y N	Y N	Y N
	Lint trap	Y N	Y N	Y N	Y N	Y N
distillation, misc.	Hose connections, unions, couplings & valves	Y N	Y N	Y N	Y N	Y N
	Water separators	Y N	Y N	Y N	Y N	Y N
	Distillation unit	Y N	Y N	Y N	Y N	Y N
	Solvent tanks	Y N	Y N	Y N	Y N	Y N
	Muck coolers	Y N	Y N	Y N	Y N	Y N
Waste tanks and storage containers	Y N	Y N	Y N	Y N	Y N	

Repair Log

Inspection Date and Description of Repair	Date Part Ordered	Date Part Received	Date Part Installed	Date Repaired

Example: Refrigerated Condenser Monitoring Log

		Week				
		1	2	3	4	5
If your machine has pressure gauges: Record pressures of high and low pressure gauges	Hi	/	/	/	/	/
	Lo	/	/	/	/	/
Are pressure gauges within the ranges specified in the manual?		Y N	Y N	Y N	Y N	Y N
If your machine does NOT have pressure gauges: Record refrigerated condenser outlet temperature.						
Is the temperature gauge $\leq 45^{\circ}\text{F}$?		Y N	Y N	Y N	Y N	Y N
If you are operating a transfer machine: Record inlet and outlet temperatures weekly.	Inlet	/	/	/	/	/
	Outlet	/	/	/	/	/
Calculate the difference (inlet – outlet)						
Is the difference $\geq 20^{\circ}\text{F}$?		Y N	Y N	Y N	Y N	Y N

Secondary Carbon Absorber Monitoring

		Week				
		1	2	3	4	5
Is perc concentration less than 100 ppm? (for machines that vent to carbon adsorbers immediately upon machine door opening)		Y N	Y N	Y N	Y N	Y N
Is perc concentration less than 300 ppm? (for machines that vent to carbon adsorbers prior to machine door opening)		Y N	Y N	Y N	Y N	Y N

Perc Purchases Running Total

Total from Last Month		
Subtract Perc Purchased NOVEMBER 2010		–
Subtotal		
Purchase Date	Purchase Amount	12 Month Running Total
	+	
	+	



2011 Dry Cleaner Compliance Calendar



For Free and Confidential Assistance
Call 877.ask.emap (877-275-3627)

NOVEMBER 2011

Sunday	Monday	Tuesday	Wednesday	Thursday	Friday	Saturday
		Calculate Perc Purchase Running Total 1	2	3	Condenser Reading logged <input type="checkbox"/> Inspect logged <input type="checkbox"/> 4	5
6	7	8	9	10	Condenser Reading logged <input type="checkbox"/> Inspect logged <input type="checkbox"/> 11	12
13	14	15	16	17	Condenser Reading logged <input type="checkbox"/> Inspect logged <input type="checkbox"/> 18	19
20	21	22	23	24	Condenser Reading logged <input type="checkbox"/> Inspect logged <input type="checkbox"/> 25	26
27	28	29	30	Detergent and sizing are very important additives to the cleaning procedure. Proper use results in ultimate quality.		



December 2011

Week:	1	2	3	4	5
Date:					
Staff Initials:					

Weekly Equipment Inspections

Are the components without leaks? Circle Y for yes, or N for no.

Method: choose one. Circle **P** for touch, sight or smell, or **D** for use of detector.

		P D	P D	P D	P D	P D	
		Week	1	2	3	4	5
wash cycle	Hose connections, unions, couplings & valves	Y N	Y N	Y N	Y N	Y N	
	Machine door gasket and seating	Y N	Y N	Y N	Y N	Y N	
	Pumps	Y N	Y N	Y N	Y N	Y N	
	Button trap	Y N	Y N	Y N	Y N	Y N	
	Filter housings	Y N	Y N	Y N	Y N	Y N	
	Filter gaskets and seating	Y N	Y N	Y N	Y N	Y N	
	Solvent tanks	Y N	Y N	Y N	Y N	Y N	
dry cycle	Deodorizing and aeration valves on dryers	Y N	Y N	Y N	Y N	Y N	
	Air and exhaust ductwork	Y N	Y N	Y N	Y N	Y N	
	Heating and cooling coil doors	Y N	Y N	Y N	Y N	Y N	
	Hose connections, unions, couplings & valves	Y N	Y N	Y N	Y N	Y N	
	Water separators	Y N	Y N	Y N	Y N	Y N	
Lint trap	Y N	Y N	Y N	Y N	Y N		
distillation, misc.	Hose connections, unions, couplings & valves	Y N	Y N	Y N	Y N	Y N	
	Water separators	Y N	Y N	Y N	Y N	Y N	
	Distillation unit	Y N	Y N	Y N	Y N	Y N	
	Solvent tanks	Y N	Y N	Y N	Y N	Y N	
	Muck coolers	Y N	Y N	Y N	Y N	Y N	
Waste tanks and storage containers	Y N	Y N	Y N	Y N	Y N		

Repair Log

Inspection Date and Description of Repair	Date Part Ordered	Date Part Received	Date Part Installed	Date Repaired

Example: Refrigerated Condenser Monitoring Log

		Week	1	2	3	4	5
If your machine has pressure gauges: Record pressures of high and low pressure gauges	Hi	/	/	/	/	/	/
	Lo	/	/	/	/	/	/
Are pressure gauges within the ranges specified in the manual?		Y N	Y N	Y N	Y N	Y N	Y N
If your machine does NOT have pressure gauges: Record refrigerated condenser outlet temperature.							
Is the temperature gauge $\leq 45^{\circ}\text{F}$?		Y N	Y N	Y N	Y N	Y N	Y N
If you are operating a transfer machine: Record inlet and outlet temperatures weekly.	Inlet	/	/	/	/	/	/
	Outlet	/	/	/	/	/	/
Calculate the difference (inlet – outlet)							
Is the difference $\geq 20^{\circ}\text{F}$?		Y N	Y N	Y N	Y N	Y N	Y N

Secondary Carbon Absorber Monitoring


		Week	1	2	3	4	5
Is perc concentration less than 100 ppm? (for machines that vent to carbon adsorbers immediately upon machine door opening)		Y N	Y N	Y N	Y N	Y N	Y N
Is perc concentration less than 300 ppm? (for machines that vent to carbon adsorbers prior to machine door opening)		Y N	Y N	Y N	Y N	Y N	Y N

Perc Purchases Running Total

Total from Last Month	
Subtract Perc Purchased DECEMBER 2010	-
Subtotal	
Purchase Date	Purchase Amount
	+
	+
12 Month Running Total	




2011 Dry Cleaner Compliance Calendar



DECEMBER 2011

For Free and Confidential Assistance
Call 877.ask.emap (877-275-3627)

Sunday	Monday	Tuesday	Wednesday	Thursday	Friday	Saturday
Promote alterations for new holiday clothes, or repairs on old ones.				Calculate Perc Purchase Running Total 1	Condenser Reading logged <input type="checkbox"/> Inspect logged <input type="checkbox"/> 2	3
4	5	6	7	8	Condenser Reading logged <input type="checkbox"/> Inspect logged <input type="checkbox"/> 9	10
11	12	13	14	15	Condenser Reading logged <input type="checkbox"/> Inspect logged <input type="checkbox"/> 16	17
18	19	20	21	22	Condenser Reading logged <input type="checkbox"/> Inspect logged <input type="checkbox"/> 23	24
25	26	27	28	29	Condenser Reading logged <input type="checkbox"/> Inspect logged <input type="checkbox"/> 30	31



Regulatory Overview

The Clean Air Act of 1990 directed the United States Environmental Protection Agency (EPA) to regulate the emissions of 189 chemical compounds designated as Hazardous Air Pollutants (HAPs). The perchloroethylene that you use in your dry cleaning machine, also known as “perc,” is one of the chemicals. Perc is the most commonly used chemical cleaning solvent used by dry cleaners.

In September 1993, the EPA issued national regulations to control air emissions of perc from dry cleaners. Pennsylvania adopted the federal regulation as their own. These regulations created operational standards and control technology requirements to reduce perc air emissions from dry cleaning operations.

More recently, the EPA was required to strengthen the existing regulations due to potential health risks caused by perc. Perc is considered to be a potential cause of cancer. Congress and EPA mandated that the health hazard caused by perc be regulated to limit exposure to the chemical. On July 27, 2006, EPA published additional new regulations for perc drycleaners revising the 1993 rule. The 2006 rule requires additional emission controls for new drycleaner shops that have erected or installed new or used dry cleaning machine systems after Dec. 21, 2005. The new rule also created special requirements for dry cleaning shops that are located in buildings containing residences, and co-residential properties.

This calendar will help you keep accurate records for both the state and federal reporting requirements. It is an effective tool to maintain your records and your compliance with both the old and revised federal perc dry cleaner regulations. Remember the calendar is your annual record of compliance. You must keep these (records) calendars for a period of five years. Also, remember that it is your responsibility to let us know if your address changes or if the ownership of your shop changes.

You must have a copy of the operations manual for your machine, refrigeration condenser, and carbon adsorber on-site at all times.


Regulatory Citations

Federal EPA requirements: 40 CFR 63.320 through 40 CFR 63.325, Subpart M--Perchloroethylene Dry Cleaning Facilities

For Free and Confidential Assistance
Call 877.ask.emap (877-275-3627)



2011 Dry Cleaner Compliance Calendar



Definitions

Ancillary equipment - the equipment used with a dry cleaning machine in a dry cleaning system including, but not limited to, emission control devices, pumps, filters, muck cookers, stills, solvent tanks, solvent containers, water separators, exhaust dampers, diverter valves, interconnecting piping, hoses and ducts.

Biweekly - any 14-day period of time.

Carbon adsorber - a bed of activated carbon into which an air-perc vapor stream is routed and which adsorbs the perc on the carbon.

Colorimetric detector tube - a glass tube (sealed prior to use), containing a chemical that changes color when exposed to perc and is designed to measure the concentration of perc in air.

Construction - the onsite fabrication, erection or installation of a dry cleaning system.

Diverter valve - a flow control device that prevents room air from passing through a refrigerated condenser when the door of the dry cleaning machine is open.

Dry cleaning machine drum - the perforated (meaning with holes in it) container inside the dry cleaning machine that holds articles during dry cleaning.

Dry cleaning system - a dry-to-dry machine and its ancillary equipment or a transfer machine system and its ancillary equipment.

Dryer - a machine used to remove perc from articles by tumbling them in a heated air stream (sometimes called reclaimer).

Dry-to-dry machine - a one-machine dry cleaning operation in which washing and drying are performed in the same machine.

Exhaust damper - a flow control device that prevents the air-perc vapor stream from exiting the dry cleaning machine into a carbon adsorber before room air is drawn into the dry cleaning machine.

Existing (for **September 1993** rule) - commenced construction or reconstruction before Dec. 9, 1991.

Existing (for **July 2006** rule) - commenced construction or reconstruction before Dec. 21, 2005.

Filter - a porous device through which perc is passed to remove contaminants in suspension. Examples include, but are not limited to, lint filter, button trap, cartridge filter, tubular filter, regenerative filter, prefilter, polishing filter and spin disc filter.

Halogenated hydrocarbon detector - a portable device capable of detecting vapor concentrations of perc of 25 parts per million (ppm) by volume and indicating a concentration of 25 ppm by volume or greater by emitting an audible or visual signal that varies as the concentration changes.

New (for **September 1993** rule) - commenced construction or reconstruction on or after Dec. 9, 1991.

New (for **July 2006** rule) - commenced construction or reconstruction on or after Dec. 21, 2005.

Definitions (continued)

PCE gas analyzer - a flame ionization detector, photoionization detector, or infrared analyzer capable of detecting vapor concentrations of perc of 25 parts per million by volume.

Perceptible leaks - any perc vapor or liquid leaks that are obvious from:

1. The odor of perc;
2. Visual observation, such as pools or droplets of liquid; or
3. The detection of gas flow by passing the fingers over the surface of equipment.

Reconstruction - replacement of a washer, dryer, or reclaimer; or replacement of any components of a dry cleaning system to such an extent that the fixed capital cost of the new components exceeds 50 percent of the fixed capital cost that would be required to construct a comparable new source.

Refrigerated condenser - a vapor recovery system into which an air-perc vapor stream is routed and the perc is condensed by cooling the gas-vapor stream.

Still - any device used to volatilize and recover perc from contaminated perc.

Transfer machine system - a multiple-machine dry cleaning operation in which washing and drying are performed in different machines.

Examples include, but are not limited to:

1. A washer and dryer(s);
2. A washer and reclaimer(s); or
3. A dry-to-dry machine and reclaimer(s).

Vapor leak - a perc vapor concentration exceeding 25 parts per million by volume (50 parts per million by volume as methane) as indicated by a halogenated hydrocarbon detector or perc gas analyzer.

Washer - a machine used to clean articles by immersing them in perc. This includes a dry-to-dry machine when used with a reclaimer.

Water separator - any device used to recover perc from a water-perc mixture, includes evaporators.

Store Classification and Requirements


This chart will help you classify your facility, determine what controls you need, and determine what leak detection and monitoring is required.

Classification Based on Yearly Perc Usage	Classification Based on Date Machine Purchased and Installed	Controls Required	Leak Detection Monitoring Required
Small Area Source dry-to-dry only: less than 140 gallons*	Existing New or used dry cleaning machine initially installed before Dec. 21, 2005.	Refrigerated Condenser (unless installed before December 9, 1991, then no controls are required)	Monthly: halogenated hydrocarbon detector (starting July 28, 2008) Every 2 Weeks: perceptible leak check (smell, touch, sight)
	New New or used dry cleaning machine initially installed on or after Dec. 21, 2005.	Refrigerated Condenser Must recirculate perc vapor stream through non-vented carbon absorber before door can open	Monthly: halogenated hydrocarbon detector (starting on date installed) Every Week: perceptible leak check (smell, touch, sight)
Large Area Source dry-to-dry only: 140 gallons up to 2,100 gallons*	Existing New or used dry cleaning machine initially installed before Dec. 21, 2005.	Refrigerated Condenser (unless installed before September 22, 1993, then Refrigerated Condenser, or Existing Carbon Absorber)	Monthly: halogenated hydrocarbon detector (starting July 28, 2008) Every Week: perceptible leak check (smell, touch, sight)
	New New or used dry cleaning machine initially installed on or after Dec. 21, 2005.	Refrigerated Condenser Must recirculate perc vapor stream through non-vented carbon absorber before door can open	Monthly: halogenated hydrocarbon detector (starting on date installed) Every Week: perceptible leak check (smell, touch, sight)
Major Source dry-to-dry: 2,100 gallons or more*	Date of purchase or installation does not make any difference in determination of this category.	Refrigerated Condenser + Room Enclosure + Carbon Absorber	Monthly: perc (PCE) gas analyzer (starting July 27, 2006) Every Week: perceptible leak check (smell, touch, sight)

* **IMPORTANT:** Transfer systems may not be used after July 27, 2008 at any dry cleaning facility.



2011 Dry Cleaner Compliance Calendar



Co-Residential Requirements

The requirements listed below apply only to dry cleaning machines located in buildings with a residence, such as a house, apartment building, hotel or condominium.

EPA has strengthened the requirements for dry cleaning facilities located in buildings in which people reside such as houses, apartments, condos and co-ops. Because residences in these buildings are located very close to these dry cleaners, exposures and potential health risks to residents can be much higher than for a typical residential facility.

Co-Residential Facilities with Machines Installed before Dec. 21, 2005

- May not use a transfer machine;
- May continue to use an existing installed perc machine at the shop until it wears out, but not beyond Dec. 21, 2020; and
- May not relocate an existing perc machine from elsewhere to the shop.

Co-Residential Facilities with Machines Installed on or after Dec. 21, 2005 but before July 12, 2006

- May not use a transfer machine;
- May use an existing installed perc machine at the shop, but only inside a vapor barrier enclosure with its exhaust system operating at all times the dry cleaning machine operates and during maintenance;
 - The door to the enclosure may only be open when a person is entering or leaving the enclosure.
 - The perc dry cleaning machine must have a refrigerated condenser and carbon adsorber (also called a "generation 4" machine).
- May not use a perc machine on or after July 27, 2009.

New Machines (Installed at Co-Residential Facilities)

- No new perc machines may be installed at Co-Residential Facilities on or after July 27, 2006.

Staple all solvent purchase receipts, which also show perc volume, parts/repair invoices, repair orders (if written), to this sheet and save for at least five years.

**Department of Environmental Protection
Bureau of Air Quality
P.O. Box 8468
Harrisburg, PA 17105-8468**